

THORN
LIGHTING



BETA CELL

Distinctive cellular design with high efficacy
and excellent glare control

PRISMATIC LENSES AND EFFICIENT MULTI-CELL DESIGN

A GREAT ALTERNATIVE TO AN LED FLAT PANEL

Thorn's Beta Cell is a stylish recessed LED panel with a cellular construction, designed for quick and easy installation.

Available in two sizes; 600 x 600 and 625 x 625 mm, Beta Cell comprises of 36 cells in a 6 x 6 layout. A choice of 3000 K and 4000 K colour temperatures are offered with an efficacy of up to 133 lm/W and a durable 50,000 hour lifetime.

Those working in areas including offices and educational establishments will benefit from the carefully controlled glare levels in both the 3400 lm (UGR < 16) and 4100 lm (UGR < 19) luminaires. Beta Cell is offered with fixed output and DALI dimmable options, along with CRI 80 and high colour rendering CRI 90 LEDs to meet the demands of office and academic settings.



Office



Education

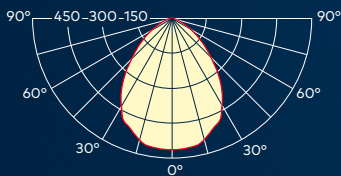



LED PANELS DON'T HAVE TO BE FLAT

STYLISH CELLULAR AESTHETIC



Back-lit and edge-lit LED panels are available in abundance, but what if you require something a little different from the norm, a luminaire that's more aesthetically appealing? Introducing Beta Cell from Thorn, a recessed cellular luminaire that provides a great alternative to the common flat panel.

Beta Cell has an elegant 6 x 6 layout comprising of 36 recessed cells, each with a prismatic primary lens that allows for a high lumen output whilst maintaining low-glare. The cells are a smooth scalloped design to give the luminaire a great aesthetic whether it's in use or not. High-quality colour rendering of the environment is delivered thanks to a choice of CRI 80 and CRI 90 LEDs.



Typical light distribution curve for Beta Cell

The prismatic lenses of Beta Cell diffuse the light, so although the panel has a high light output, the glare ratio is controlled between $UGR < 16$ and $UGR < 19$, depending on the lumen output. The prismatic diffuser also provides a smooth and uniform illumination throughout each cell and ensures the LEDs are not visible when the luminaire is off, maintaining the stylish look.



INSTALLATION OPPORTUNITIES

Beta Cell is primarily designed for installation in lay-in ceilings and with a maximum depth of only 32 mm, it is perfect for shallow ceiling voids.

Using one of Thorn's Beta mounting accessories significantly widens the installation potential of Beta Cell into three additional areas:



Suspended via suspension kit



Surface-mounted using surface mount frame




Plaster-in ceiling via plasterboard frame



DESIGNED FOR EASY INSTALLATION

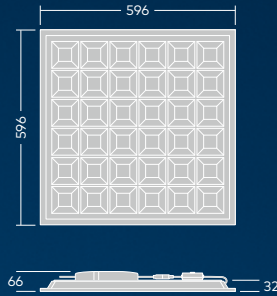
Quick and easy installation is assured thanks to considered features including the twist-and-lock connection between the panel and the driver, in addition to the loop-in, loop-out terminal block with screwless 'piano key' design. Beta Cell is a simple and cost-effective solution for replacing old fixtures during a refurbishment project.



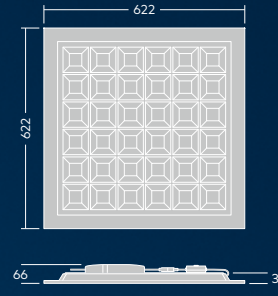
Loop-in loop-out terminal block and twist-and-lock driver



BETA CELL



BETA CELL 600 X 600



BETA CELL 625 X 625

	36 LED cells (arranged in a 6 x 6 pattern) with prismatic primary lens optics
	3000 K, 4000 K
	3400 lm, 4100 lm
	Up to 133 lm/W
CRI	80, 90
UGR	UGR < 16 (3400 lm), UGR < 19 (4100 lm)
	IP20/40
	-20 °C to 40 °C
	IK04
	50,000 h L80 @ 25 °C
	Lay-in ceilings. Additional mounting accessories allow the luminaire to be surface-mounted, suspended or installed in plasterboard ceilings.
	Body: White, LED module cell: White
	Fixed output (HF), DALI dimmable (HFIX)
	MacAdam 3



As a globally leading luminaire manufacturer, Thorn Lighting provides a five-year warranty for its complete product range within all European Countries.
thornlighting.com/guarantee

Thorn Lighting is constantly developing and improving its products. All descriptions, illustrations, drawings and specifications in this publication present only general particulars and shall not form part of any contract. The right is reserved to change specifications without prior notification or public announcement. All goods supplied by the company are supplied subject to the company's General Conditions of Sale, a copy of which is available on request. All measurements are in millimetres and weights in kilograms unless otherwise stated.
10/2023 (INT)

**WE
MAKE
LIGHT
WORK**